
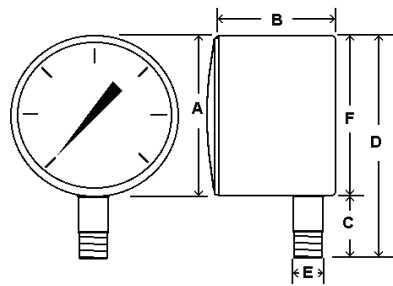

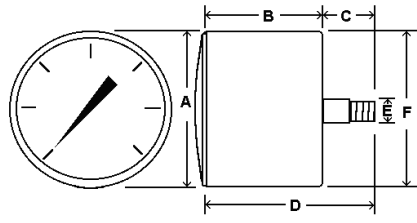

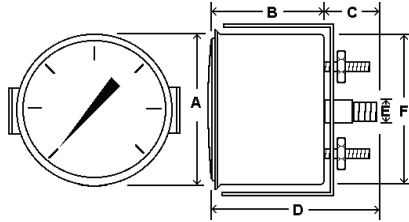

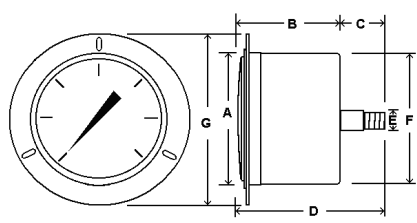


SPECIFICATIONS

- Chrome plated case
- Black steel case (u-clamp panel mnt)
- Brass internals and connection
- Dry non-fillable
- +/- 1.5 % accuracy

FEATURES

- 2 1/2" dial size with twist lock plastic lens
- zero adjustment screw on back of case
- 1/4" mnpt bottom or back connection
- Capsule type diaphragm to measure low pressures

		2 1/2"		4"		
		IN	MM	IN	MM	
LP1						
	A	2.60"	66	3.98"	101	
	B	1.70"	44	2.21"	56	
	C	.85"	22	1.56"	40	
	D	3.45"	87.5	5.49"	139	
	E	1/4"NPT		1/4" OR 1/2" NPT		
	F	2.60"	66	3.98"	101	
G						
LP2						
	A	2.62"	66.5	----	----	
	B	1.92"	49	----	----	
	C	.84"	21.5	----	----	
	D	2.75"	71	----	----	
	E	1/4"NPT		----	----	
	F	2.60"	66	----	----	
G			----	----		
LP3						
	A	2.84"	72	----	----	
	B	1.88"	48	----	----	
	C	.84"	21.5	----	----	
	D	2.74"	69.5	----	----	
	E	1/4"NPT		----	----	
	F	2.60"	66.2	----	----	
G	2.84	72	----	----		
LP4						
	A	2.61	66	----	----	
	B	1.89	48	----	----	
	C	.875	22.2	----	----	
	D	2.74	69.5	----	----	
	E	1/4"NPT		----	----	
	F	2.67	68	----	----	
G	3.44	87.4	----	----		

AVAILABLE RANGES:

200-0"wc Vacuum (2"Minor inc)
 160-0"wc Vacuum (2"Minor inc.)
 100-0"wc Vacuum (1"Minor inc.)
 60-0"wc vacuum (1"Minor Inc.)
 30-0"wc vacuum (.5"wc minor)
 0-10"wc (.5"wc minor inc.)
 0-15"wc (.2"wc minor inc.)

0-30"wc (.5"wc minor inc.)
 20 oz./35"wc (.5"wc minor inc.)
 35 oz./60"wc (1"wc minor inc.)
 0-60"wc (1"wc minor inc.)
 0-100"wc (2"wc minor inc.)
 0-160"wc (5"wc minor inc.)
 0-200"wc (5"wc minor inc.)

0-3 psi (.05 psi minor inc.)
 0-5 psi (.1 psi minor inc.)
 0-10 psi (.2 psi minor inc.)

NOTE: OTHER RANGES AVAILABLE UPON REQUEST, PLEASE CALL WITH ANY INQUIRIES